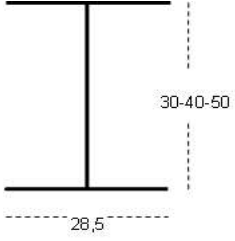
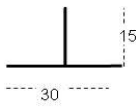


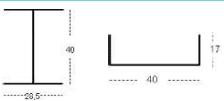
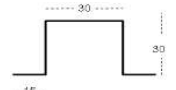
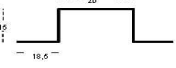


PERFILERÍA FALSO TECHO INDUSTRIAL
 PERFIL OMEGA PARA CUBIERTAS
 PANEL FALSOS TECHOS INDUSTRIALES

	Descripción	€/m.l.	Ancho	Alto	Código	Long (mm)	Ud/Paq	m.l./Paq	Kgs/Paq	Paq/Palet	m.l./Palet
	Perfil H-50	2,08	28,5	50	GH5060	6000	10	60	27,84	-	-
					GH5050	5000	10	50	23,20	-	-
					GH5012	1200	20	24	11,14	70	1680
					GH5010	1000	20	20	9,28	70	1400
	Perfil H-40	1,96	28,5	40	GH4050	5000	10	50	21,60	-	-
					GH4012	1200	20	24	10,37	70	1680
					GH4010	1000	20	20	8,64	70	1400
Perfil H-30	1,84	28,5	30	GH3050	5000	10	50	20,00	-	-	
				GH3012	1200	20	24	9,60	70	1680	
				GH3010	1000	20	20	8,00	70	1400	
	Perfil TP-6	1,21	30	15	GTP650	5000	25	125	23,20	-	-
					GTP625	2500	25	62,5	11,60	-	-
					GTP612	1200	50	60	11,14	-	-
					GTP610	1000	50	50	9,28	-	-
	Perfil U-50	1,47	50	17	GU50	5000	20	100	32,80	-	-
	Perfil U-40	1,37	40	17	GU40	5000	20	100	28,80	-	-
	Perfil U-30	1,27	30	17	GU30	5000	20	100	24,80	-	-
	Perfil ANGULO 20x20	0,96	20	20	GL6	4000	20	80	12,80	-	-
					GL630	3000	20	60	9,60	-	-
	Perfil H-40 BLANCA	2,42	28,5	40	GH4050B	5000	10	50	27,00	-	-
	Perfil U-40 BLANCA	1,52	40	17	GU40B	5000	20	100	28,80	-	-
	Perfil OMEGA 30x30	2,35	30	30	GOM3050	5000	10	50	30,80	54	2700
					GOM3030	3000	10	30	18,48	54	1620
	Perfil Omega 15x20	1,59	20	15	GOM15	5000	10	50	19,68	-	-